

BiPolar Head

Surgical Technique



Table of contents

Device Description, Indication, Contraindications. Warnings and Precautions	3
Surgical Technique	4
Instrument List	6
Trial Head Colors	7
Product List	8

Introduction

Device Description:

The **BiPolar Head** mates with a 22mm or 28mm CoCr femoral head and a femoral stem to complete a hip hemi-arthroplasty. The CoCr femoral head articulates against a UHMWPE insert, and the highly polished stainless steel outer shell articulates against the patient's natural acetabulum.

Indications

Signature Orthopaedics' **Evolve UniPolar Head** and **BiPolar Head** are intended for hemi-hip arthroplasty only, where the natural acetabulum does not require replacement. The Evolve UniPolar Head and BiPolar Head are indicated for bone fractures or pathologies involving only the femoral head/neck and/or proximal femur, such as:

- Acute femoral head or neck fracture
- Fracture dislocation of the hip
- Avascular necrosis of the femoral head
- Non-union of femoral neck fractures
- Certain high subcapital and femoral neck fractures in the elderly
- Degenerative arthritis involving only the femoral head

Contraindications

In general, prosthetic components require adequate bone support for correct fit and function. The use of prosthetic components is therefore contraindicated where any pathological condition may reduce the quantity and or strength of the bone which is supporting the prosthesis. Some contraindications are relative to the extent and severity of conditions and the benefits of prosthetic arthroplasty should be considered based on the patient's overall evaluation and the possibility of alternative treatment. Examples of such conditions include; osteoporosis, osteomalacia, osteogenesis imperfecta, or hypophosphatemia.

Other contraindications include:

- Conditions limiting blood supply to the bone or joint.
- Systemic or local infection.
- Previous high dose radiotherapy.
- Psychological or neurological conditions which would restrict the patient's ability or compliance in restricting physical activity.
- Skeletal immaturity
- Conditions or activity which may place excessive load on the components such as; obesity, muscle, tendon & ligament deficiencies, multiple joint disabilities, and Charcot joints.

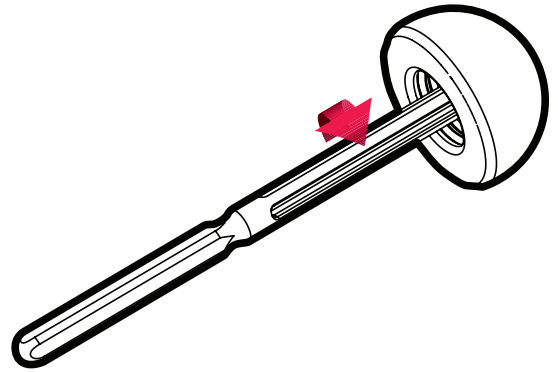
Warnings and Precautions:

See Instruction For Use (IFU) for warnings, precautions, adverse effects and other essential product information. The IFU can be accessed online at: <http://www.signatureortho.com.au/eifu/>

Surgical Technique

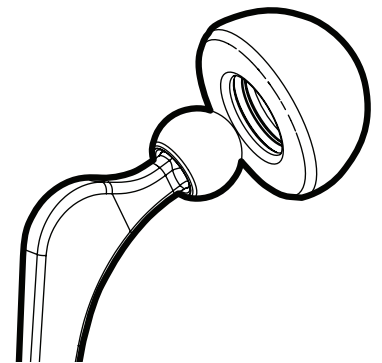
1

Size and trial the acetabular space with the trial BiPolar heads and inserter. This inserter simply screws into the head.




2

A circlip inside the BiPolar trial will retain both the definitive femoral head, and the trial BiPolar head.



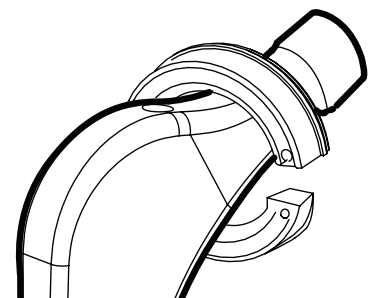
3

Remove the locking collar with forceps, by squeezing ring together.



4

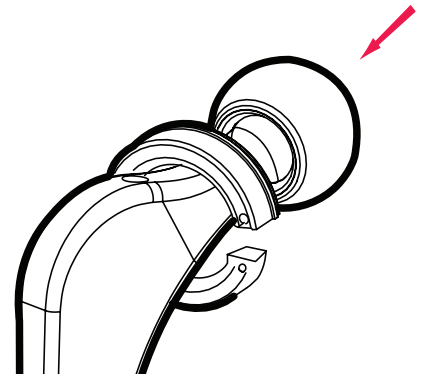
Place the locking ring on the neck of the stem.



Surgical Technique

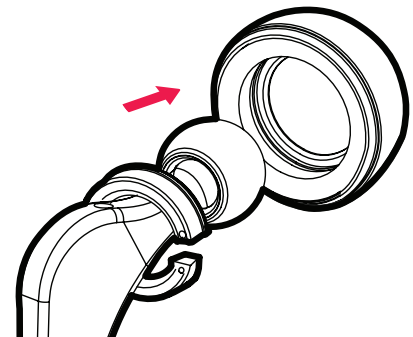
5

Impact the Femoral head onto the Stem.
*The Femoral head is trialed and implanted per the Stem's surgical technique.



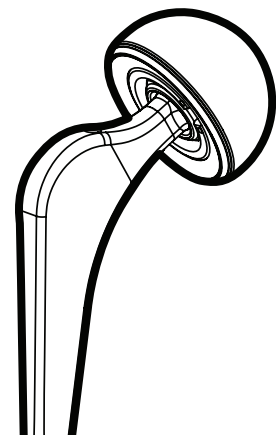
6

The Femoral head and Stem assembly may now be inserted into the BiPolar head. The locking ring may then be placed back onto the BiPolar head, using forceps.



7

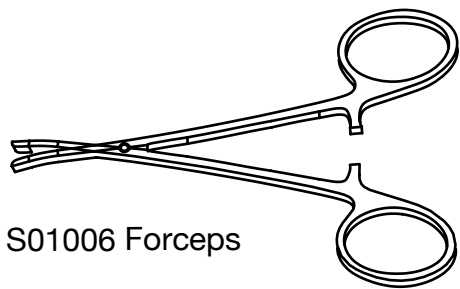
Complete



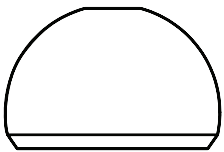
Instrument List



112-24-0011 BiPolar Trial Inserter




S01006 Forceps




112-24-0XXX BiPolar Trial Head


BiPolar Trial Head Colors




Size = **22/38**
112-24-0138
Light Blue



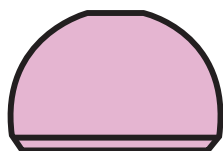
Size = **22/39**
112-24-0139
Yellow



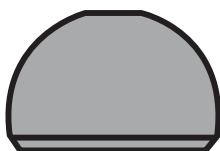
Size = **40**
112-24-0140
Red



Size = **41**
112-24-0141
Purple



Size = **22/42**
112-24-0142
Light Pink



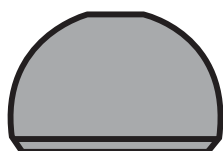
Size = **28/42**
112-24-0042
Grey



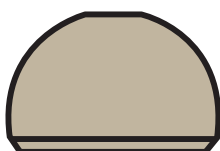
Size = **47**
112-24-0047
Light Green



Size = **52**
112-24-0052
Dark Orange




Size = **57**
112-24-0057
Grey



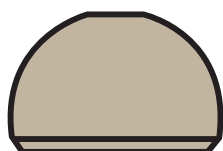
Size = **43**
112-24-0043
Tan




Size = **48**
112-24-0048
Dark Green




Size = **53**
112-24-0053
Pink



Size = **58**
112-24-0058
Tan




Size = **44**
112-24-0044
Light Blue



Size = **49**
112-24-0049
Brown




Size = **54**
112-24-0054
Red




Size = **59**
112-24-0059
Light Blue




Size = **45**
112-24-0045
Aqua



Size = **50**
112-24-0050
Yellow




Size = **55**
112-24-0055
Purple



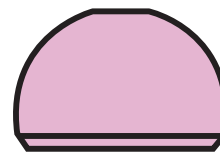
Size = **60**
112-24-0060



Size = **46**
112-24-0046



Size = **51**
112-24-0051



Size = **56**
112-24-0056

Product List

Part Number	Size
-------------	------

111-21-2238	Size 22/38
111-21-2239	Size 22/39
111-21-2240	Size 22/40
111-21-2241	Size 22/41
111-21-2242	Size 22/42
111-21-2842	Size 28/42
111-21-2843	Size 28/43
111-21-2844	Size 28/44
111-21-2845	Size 28/45
111-21-2846	Size 28/46
111-21-2847	Size 28/47
111-21-2848	Size 28/48
111-21-2849	Size 28/49
111-21-2850	Size 28/50
111-21-2851	Size 28/51
111-21-2852	Size 28/52
111-21-2853	Size 28/53
111-21-2854	Size 28/54
111-21-2855	Size 28/55
111-21-2856	Size 28/56
111-21-2857	Size 28/57





Signature Orthopaedics
7 Sirius Rd
Lane Cove West, Sydney, 2066
NSW, Australia

